

SIE Inc.

Technical Memo

Approved by	Checked by	Drawn by
<div>SIE CS '21.02.17 Monden</div>		<div>SIE CS '21.02.17 Miyawaki</div>

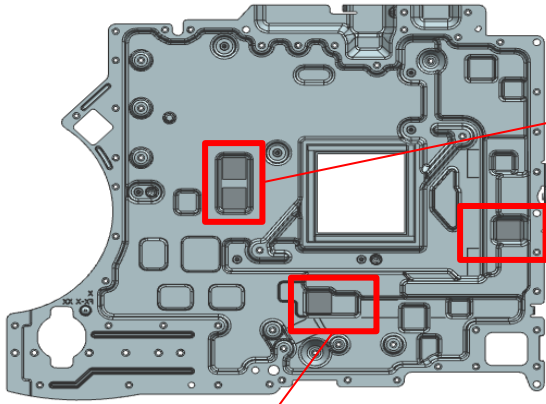
Subject.            Measure for Coil Whine

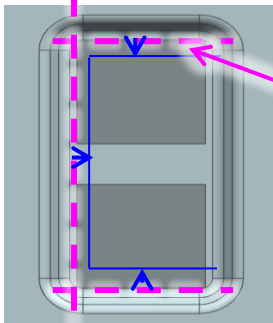
Description.      Please paste the coil sheet on SHIELD ASSY, UPPER as measure for "Coil Whine".

[Target parts]

S/C	Qty	Description	P/N
S	4	SHEET(13X13X1.7),COIL	5-030-200-01

COIL SHEET Pasting position



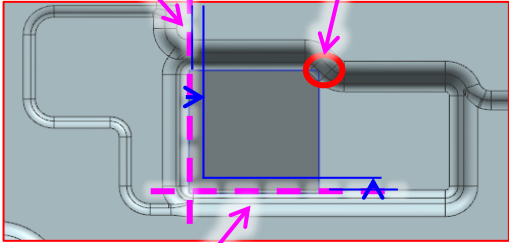


Paste the edge of the curved surface to the guide

It is NG to cover the curved surface

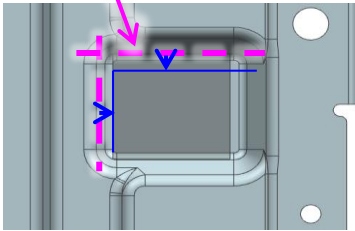
Upper-right corner :  
It is no matter to cover the curved surface

Paste the edge of the curved surface to the guide



Paste the edge of the curved surface to the guide

Paste the edge of the curved surface to the guide



Vertical direction : It is OK to cover the curved surface  
Horizontal direction : It is NG to cover the curved surface

Edge of the curved surface ↔ Edge of the COIL SHEET

Paste; Gap less than 1mm

Paste HARNESS FASTENING TAPE.  
(Distinction that measure have been implemented)

